

Roofit.Solar

NuClick

110/2x12/001

Extremely Weatherproof

Our solar roof is equipped to withstand any weather condition, including snow, ice, hail, and wind.

2-in-1 solution

Combining roof and solar panel into one product (2-in-1) reduces material and labor costs for both manufacturing and installation.

Built to last

Premium quality materials and a strong metal backsheet.

Warranty

25-year power warranty and 10-year product warranty.

Ideal for Sloped Roofs

Ideal photovoltaic solution for sloped roofs with minimum pitch of 10°.

Dreamed in Europe. Made in Europe.

We commit to the highest quality and European standards in the production and installation of our solar roofs.

Easy to Install

Click-on seaming makes the installation process easier and faster.

Timeless design

Accepted by authorities for protected and heritage buildings.



Roofit.Solar

Contact Roofit Solar Energy OÜ
 Härgmäe 21, Tallinn 13525, Estonia
 http://roofit.solar
 info@roofit.solar

Working Conditions

Maximum System Voltage	1500 V DC
Operating Temperature	-40 °C ... +85 °C
Maximum Series Fuse Rating	25A
Safety Class	Class II
Tested Positive Load	6000 Pa = 610 kg/m ²
Tested Negative Load	2400 Pa
Impact Resistance	Hailstone up to 25mm in size
Minimum Ventilation Below	70 mm
Minimum Roof Slope	10 degrees

Mechanical Specifications

Cells	210 mm monocrystalline PERC 2x12 configuration
Front glass	3.2 mm tempered low-iron glass
Back sheet	0.6 mm S280GD+Z275 with RR33 GreenCoat Pural BT matt coating
Encapsulant	POE
Junction boxes	2 bypass diodes, IP68, potted
Connectors	Stäubli MC4-Evo 2
Cabels	4 mm ² H1Z2Z2-K solar cabel lenght 500 mm
Effective roof coverage	1402 mm x 475 mm
Mounting method	Ruukki Classic
Weight	11.3 kg (pc) = 17.0 kg/m ² (installed)

Packing

Pacaking Configuration	24 modules per pallet
Pallet (LxWxH)	1797 x 1130 x 655mm

Certification

Designed to meet the requirements of following standards:

IEC 61215-1:2021 (PV Module Reliability)

IEC 61730-1:2016 (PV Module Safety)

EN 13501-5:2016

Broof (t1) by GTC

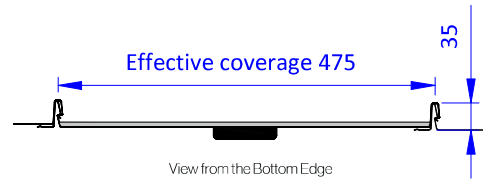
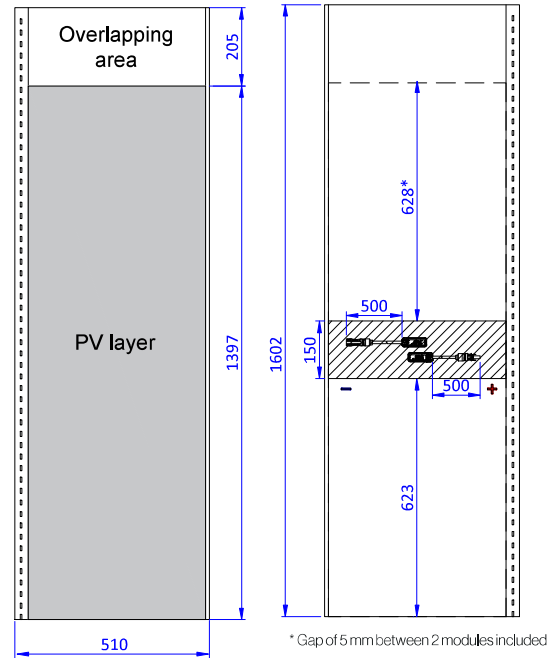
Broof (t2) by Eurofins Expert Services Oy



CAUTION: READ SAFETY AND INSTALLATION INSTRUCTIONS BEFORE USING THE PRODUCT.

© 2023 Roofit Solar Energy. All Rights Reserved. Specifications subject to technical changes. Version number: 2023-4

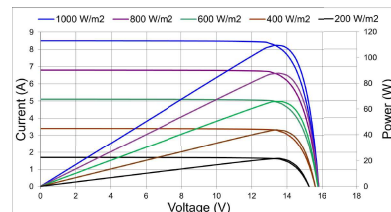
Engineering Drawings (units mm)



Electrical Characteristics

Standard Test Conditions (irradiance 1000 W/m ² , cell temperature 25 °C, spectrum AM1.5)		STC
Nominal Power	P _{mpp} (W)	110
MPP Voltage	V _{mpp} (V)	13.4
MPP Current	I _{mpp} (A)	8.2
Open Circuit Voltage	V _{OC} (V)	16.2
Short Circuit Current	I _{SC} (A)	8.5

Power Tolerances ±3%
 Current and Voltage Tolerances ±3%



Thermal Characteristics

Temperature Coefficient of	P _{mpp}	-0.42% /K
Temperature Coefficient of	V _{OC}	-0.32% /K
Temperature Coefficient of	I _{SC}	0.04% /K